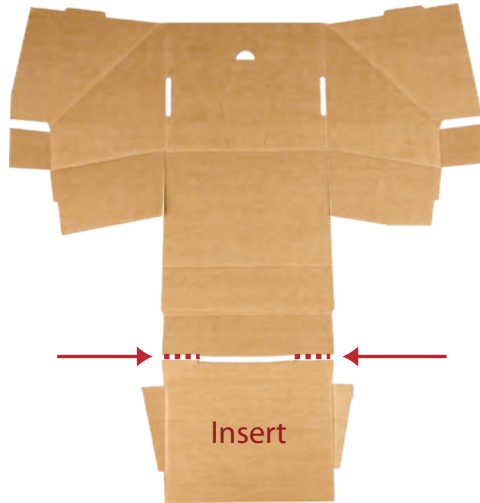


MODEL • CD 8017

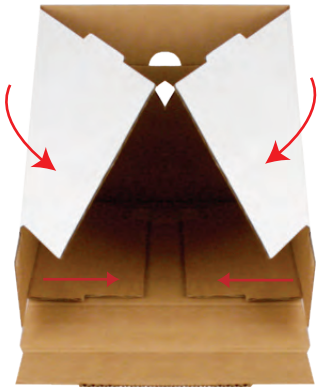
8 3/4" Sloped Back Counter Display




Cut Insert off from display with box cutter (dotted red lines). Set Insert aside.




Fold back of display upwards and start folding the sides inwards (as pictured).



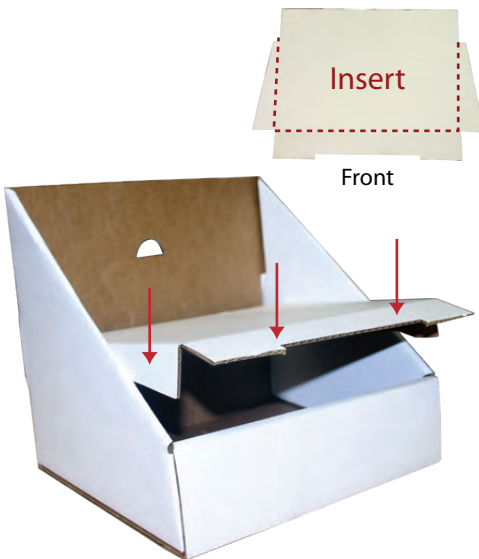
Fold in side flaps and secure tabs into place.



Fold in side panels.



Secure the front lip by folding up and over.



Fold down the sides & front tabs on the Insert. Place inside of display by pushing all the way down. Insert should have a slight downward slant going towards the back.



Slide in header. Your finished display.



Extra back support